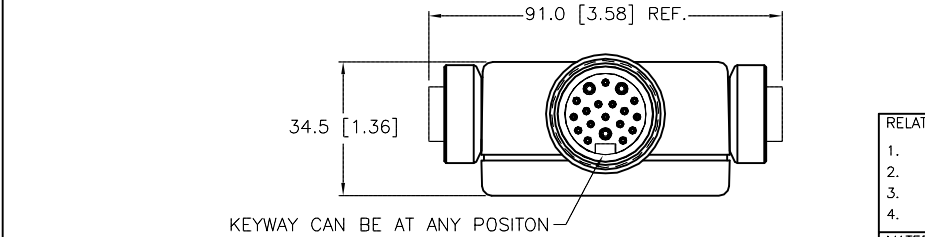
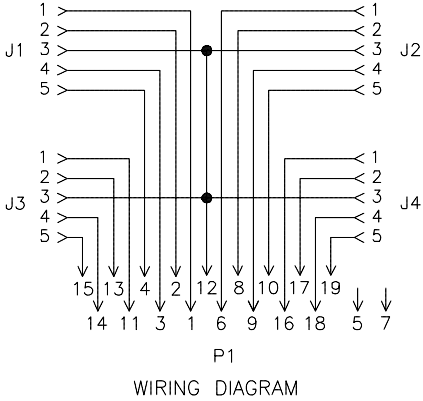
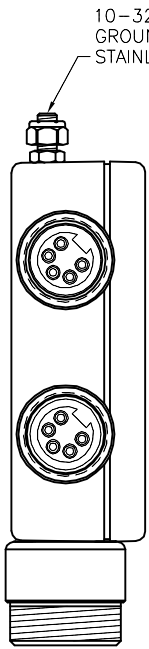
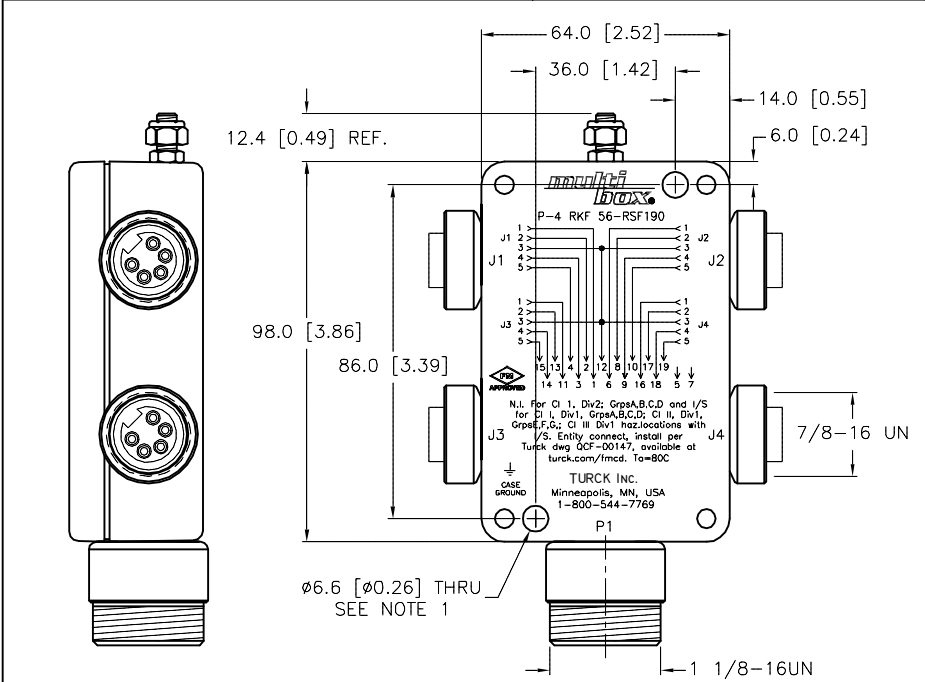


SPECIFICATIONS	
HOUSING MATERIAL	DIE-CAST ALUMINUM ALLOY
HOUSING FINISH/COLOR	POWDER COAT/BLACK
RECEPTACLE HOUSINGS	BRASS/NICKEL
CONTACT CARRIERS	TPU
CONTACT MATERIAL/PLATING	BRASS/GOLD
OPERATING VOLTAGE	300 V
OPERATING CURRENT	2.0 A
PROTECTION CLASS to DIN 40050	IP 67 - ONLY WHEN ALL RECEPTACLES ARE COVERED WITH PLUGS OR CONNECTED
OPERATING TEMPERATURE	-40°C TO +80°C (-40°F TO +176°F)



NOTES:

1. CLEARANCE HOLE FOR 1/4-20 MOUNTING SCREWS (2 NOT INCLUDED).

SOURCE DRAWING - FOR REFERENCE ONLY

<div><div>34.5 [1.36]</div><div></div></div>				<div>RELATED DOCUMENTS</div> <div><div>1.</div><div>2.</div><div>3.</div><div>4.</div></div>		<div>3RD ANGLE PROJECTION</div> <div></div>		<div>THIS DRAWING IS CONFIDENTIAL AND THE PROPERTY OF TURCK INC. USE OF THIS DOCUMENT WITHOUT WRITTEN PERMISSION IS PROHIBITED.</div>		<div><div>TURCK</div><div>3000 CAMPUS DRIVE MINNEAPOLIS, MN 55441 1-800-544-7769 (763) 553-7300 (763) 553-0708 fax www.turck.us</div></div>					
<div>NOTES:</div> <div>1. CLEARANCE HOLE FOR 1/4-20 MOUNTING SCREWS (2 NOT INCLUDED).</div>				<div>MATERIAL</div> <div>SEE SPECIFICATIONS</div>		<div>ALL DIMENSIONS DISPLAYED ON THIS DRAWING ARE FOR REFERENCE ONLY</div>		<div>DRFT NF</div> <div>DATE 01/08/19</div>		<div>DESCRIPTION</div> <div>P-4 RKF 56-RSF190</div>					
				<div>FINISH</div> <div>SEE SPECIFICATIONS</div>		<div>CONTACT TURCK FOR MORE INFORMATION</div>		<div>APVD T.V.</div> <div>SCALE 1=2.0</div>		<div>UNIT OF MEASUREMENT</div> <div>MILLIMETER [INCH]</div>		<div>IDENTIFICATION NO.</div> <div>U2-33530</div>		<div>REV</div> <div>B</div>	
<div>B UPDATE TEMP SPEC</div>				<div>RDS 03/26/19</div>		<div>68987</div>		<div>DO NOT SCALE THIS DRAWING</div>		<div>FILE: U2-33530</div>				<div>SHEET 1 OF 1</div>	
<div>REV DESCRIPTION</div>				<div>BY</div>		<div>DATE</div>		<div>ECO NO.</div>							